

GROUP 600 SOCKET HEAD CAP SCREWS



Page **568**

GROUP 602 SOCKET HEAD SET SCREWS



Page **569**

GROUP 604 SOCKET HEAD COUNTERSUNK SCREWS



Page **569**

GROUP 604 SOCKET HEAD BUTTON SCREWS



Page **570**

GROUP 610 SOCKET HEAD SHOULDER SCREWS



Page **570**

GROUP 615 FIX-IT KITS



Pages **571 - 575**

GROUP 620 THREAD REPAIR



Page **576**

GROUP 635 WOOD SCREWS



Page **577**

GROUP 649 CIRCLIPS



Page **577**

GROUP 650 DOWEL PINS



Page **578**

GROUP 651 EXTRACTOR DOWELS



Page **578**

GROUP 670 SCREWED STUDDING



Page **579**

GROUP 571 STEEL BALLS



Page **579**

Section 6 Contents

6

Description	Group	Page
Circlips	649	577
Dowel Pins	650	578
Extractor Dowels	651	578
Fix-It Kits	615	571 - 575
Screwed Studding	670	579
Socket Head Button Screws	604	570
Socket Head Cap Screws	600	568
Socket Head Countersunk Screws	604	569
Socket Head Set Screws	602	569
Socket Head Shoulder Screws	610	570
Steel Balls	671	579
Thread Repair	620	576
Woodscrews	635	577

Fasteners

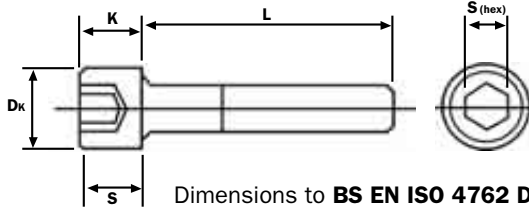
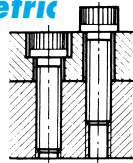
Section 6
Product Groups
600 - 671



GROUP 600 SOCKET HEAD CAP SCREWS

QUALFAST Socket Head Cap Screws - Metric

High Grade Alloy Steel to **BS EN ISO 898/1 Grade 12.9**. Suitable for all high tensile applications. Maximum operating temperature (unplated): 300°C.



Dimensions to **BS EN ISO 4762 DIN 912**

ISO Metric			
Thread Size	Dimensions (mm)		
	dk	k	S (hex)
M2	3.80	2.0	1.5
M2.5	4.50	2.5	2.0
M3	5.68	3.0	2.5
M4	7.22	4.0	3.0
M5	8.72	5.0	4.0
M6	10.22	6.0	5.0
M8	13.27	8.0	6.0
M10	16.27	10.0	8.0
M12	18.27	12.0	10.0
M14	21.33	14.0	12.0
M16	24.33	16.0	14.0
M18	27.00	18.0	16.0
M20	30.33	20.0	17.0
M24	36.00	24.0	20.0

Fasteners

M2 to M5 Standard (Self-Colour)

Size	L	Box Qty	Order Code QFT-600
M2	8	200	-0916S
	10	200	-0917T
	12	200	-0918V
M2.5	6	200	-0921Y
	8	200	-0922Z
	10	200	-0924A
M3	5	200	-0927D
	6	200	-0928E
	8	200	-0929F
	10	200	-0930G
	12	200	-0931H
	14	200	-0932J
	15	200	-0933K
	16	200	-0934L
	20	200	-0935M
	25	200	-0936N
M4	30	200	-0937P
	35	200	-0938Q
	40	200	-0939C
	5	200	-0939R
	6	200	-0940S
	8	200	-0941T
	10	200	-0942V
	12	200	-0943W
	15	200	-0945Y
	16	200	-0946Z
M5	18	200	-0947F
	20	200	-0948A
	25	200	-0949B
	30	200	-0950C
	35	200	-0951D
	40	200	-0952E
	45	200	-0953F
	50	200	-0954G
	55	200	-0954W
	60	200	-0954Z
M6	8	200	-0956J
	10	200	-0957K
	12	200	-0958L
	15	200	-0960N
	16	200	-0961P
	20	200	-0963R
	25	200	-0965T
	30	200	-0966V
	35	200	-0967W
	40	200	-0968X
M8	45	200	-0969Y
	50	200	-0970Z
	55	200	-0972A
	60	200	-0973B
	70	200	-0975D
	75	200	-0975K
	80	200	-0975R
	90	200	-0975T

M6 to M10

Size	L	Box Qty	Order Code QFT-600
M6	8	200	-0976E
	10	200	-0977F
	12	200	-0978G
	15	200	-0980J
	16	200	-0981K
	20	200	-0983M
	25	200	-0985P
	30	200	-0986Q
	35	200	-0987R
	40	200	-0988S
	45	200	-0989T
	50	200	-0990V
M8	55	200	-0991W
	60	200	-0992X
	65	200	-0993Y
	70	200	-0994Z
	75	200	-0996A
	80	200	-0997B
	90	200	-0998C
	100	200	-0999D
	110	200	-1000E
	120	200	-1001F
	10	200	-1002G
	12	200	-1003H
15	200	-1005K	
16	200	-1006L	
18	200	-1007M	
20	200	-1008N	
25	200	-1010Q	
30	200	-1011R	
35	200	-1012S	
40	200	-1013T	
45	200	-1014V	
50	100	-1015W	
55	100	-1016X	
60	100	-1017Y	
65	100	-1018Z	
70	100	-1020A	
75	100	-1021B	
80	100	-1022C	
90	100	-1023D	
100	100	-1024E	
110	100	-1025F	
120	100	-1026G	
140	100	-1028J	
M10	10	200	-1033P
	12	200	-1034Q
	16	200	-1037T
	20	200	-1039W
	25	200	-1041Y
	30	200	-1042Z
	35	200	-1044A
	40	100	-1045B
	45	100	-1046C



M10 to M16


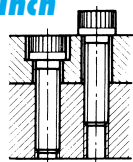
Size	L	Box Qty	Order Code QFT-600
M10	50	100	-1047D
	55	100	-1048E
	60	100	-1049F
	65	100	-1050G
	70	100	-1051H
	75	100	-1052J
	80	100	-1053K
	90	100	-1054L
	100	100	-1055M
	110	100	-1056N
	120	100	-1057P
	130	100	-1058Q
	140	100	-1059R
	150	100	-1060S
	16	100	-1068A
20	100	-1070C	
25	100	-1072E	
30	100	-1073F	
35	100	-1074G	
40	50	-1075H	
45	50	-1076J	
50	50	-1077K	
55	50	-1078L	
60	50	-1079M	
65	50	-1080N	
70	50	-1081P	
M12	75	50	-1082Q
	80	50	-1083R
	90	50	-1084S
	100	50	-1085T
	110	50	-1086V
	120	50	-1087W
	130	50	-1088X
	140	50	-1089Y
	150	50	-1090Z
	160	50	-1092A
180	50	-1093B	
200	50	-1094C	
30	50	-1096E	
35	50	-1097F	
40	50	-1098G	
45	50	-1099H	
50	50	-1100J	
M14	60	50	-1102L
	70	50	-1104N
	80	50	-1106Q
	100	50	-1109T
	120	50	-1110V
20	25	-1111E	
25	25	-1112X	
30	25	-1113Y	
M16	35	25	-1114Z
	40	25	-1116A
	45	25	-1117B

M16 to M24

Size	L	Box Qty	Order Code QFT-600
M16	50	25	-1118C
	55	25	-1119D
	60	25	-1120E
	65	25	-1121F
	70	25	-1122G
	75	25	-1123H
	80	25	-1124J
	90	25	-1125K
	100	25	-1126L
	110	25	-1127M
	120	25	-1128N
	130	25	-1129P
	140	25	-1130Q
	150	25	-1131R
	160	25	-1132S
180	25	-1133T	
200	25	-1134V	
220	25	-1134X	
30	25	-1151M	
40	25	-1153P	
45	25	-1154Q	
50	25	-1155R	
60	25	-1157T	
65	25	-1158V	
70	25	-1159W	
75	25	-1160X	
80	15	-1161Y	
M20	90	15	-1162Z
	100	15	-1164A
	110	15	-1165B
	120	15	-1166C
	130	15	-1167D
	140	15	-1168E
	150	15	-1169F
	160	15	-1170G
	180	15	-1171H
	200	15	-1172J
220	15	-1173K	
70	10	-1186Z	
75	10	-1188A	
80	10	-1189B	
M24	90	10	-1190C
	100	10	-1191D
	110	10	-1192E
	120	10	-1193F
	160	10	-1197K
	200	10	-1199M

Socket Head Cap Screws - Inch

High Grade Alloy Steel to **BS EN ISO 898/1 Grade 12.9**. Suitable for all high tensile applications. Maximum operating temperature (unplated): 300°C.



Dimensions to **ANSI B 18.3**

UNC			
Thread Size	Dimensions (mm)		
	dk	k	S (hex)
8	0.270"	0.164"	1/8"
10	0.312"	0.190"	5/32"
1/4"	0.375"	0.250"	3/16"
5/16"	0.437"	0.312"	7/32"
3/8"	0.562"	0.375"	5/16"
1/2"	0.750"	0.500"	3/8"
5/8"	0.865"	0.620"	1/2"

No. 8 to 5/8

Size	L	Box Qty	Order Code QFT-601
8	3/8"	200	-1328E
	1/2"	200	-1329F
	5/8"	200	-1330G
	3/4"	200	-1331H
	1"	200	-1333K
10	1"	200	-1343W
	1 1/2"	200	-1351D
	5/8"	200	-1352E
	3/4"	200	-1353F
	1 1/4"	200	-1356J
1 1/2"	200	-1357K	

1/4 to 3/8

Size	L	Box Qty	Order Code QFT-601
1/4	2"	200	-1359M
	3"	200	-1363R
3/4	200	-1367W	
	1"	200	-1369Y
	1 1/4"	200	-1370Z
	1 1/2"	200	-1372A
	2"	200	-1374C
3/8	100	-1383M	
	1"	100	-1385P
	1 1/4"	100	-1386Q
	1 1/2"	100	-1387R

3/8 to 1/2

Size	L	Box Qty	Order Code QFT-601
3/8	1 3/4"	100	-1388S
	2"	100	-1389T
	2 1/2"	100	-1391W
	3"	100	-1393Y
	1"	100	-1410Q
1/2	1 1/4"	100	-1411R
	1 1/2"	100	-1412S
	1 3/4"	100	-1413T
	2"	100	-1414V
	2 1/2"	100	-1416X
	3"	100	-1418Z

3/8 to 1/2

Size	L	Box Qty	Order Code QFT-601
1/2	4"	50	-1422C
	1 1/4"	50	-1429K
	1 1/2"	50	-1430L
	2"	50	-1433P
	5/8	2 1/2"	50
3"	25	-1437T	
3 1/2"	25	-1439W	
4"	25	-1440X	

QUALFAST Socket Set Screws



Knurled Cup Point Self Colour
BS EN 4168

ISO Metric

High tensile alloy steel. **Grade 10.9.**
For quick and permanent location of pulleys, collars and gears on shafts. Will hold fast even in poorly tapped holes. Interrupted profile of clamping face resists loosening due to vibration. Sizes above M6 are generally counterbored to provide maximum clamping efficiency.



Standard (Self-Colour)

ISO Metric

Size	S (hex)
M3	1.5
M5	2.0
M6	2.5
M8	3.0
M10	5.0
M12	6.0



M3 to M12

Size	L	Box Qty	Order Code QFT-602
M3	3	200	-3077D
	4	200	-3080G
	5	200	-3083K
	6	200	-3088Q
	8	200	-3093W
	10	200	-3099B
M4	12	200	-3104G
	4	200	-3119Y
	5	200	-3123B
	6	200	-3128G
	8	200	-3133M
	10	200	-3138S
12	200	-3143Y	

Size	L	Box Qty	Order Code QFT-602
M4	16	200	-3154J
	20	200	-3159P
	5	200	-3166X
	6	200	-3170A
	8	200	-3175F
	10	200	-3180L
M5	12	200	-3185R
	16	200	-3196C
	20	200	-3201H
	25	200	-3206N
	6	200	-3214X
	8	200	-3219B
10	200	-3224G	

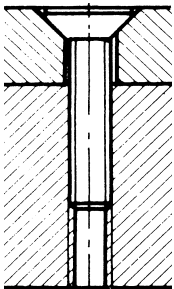
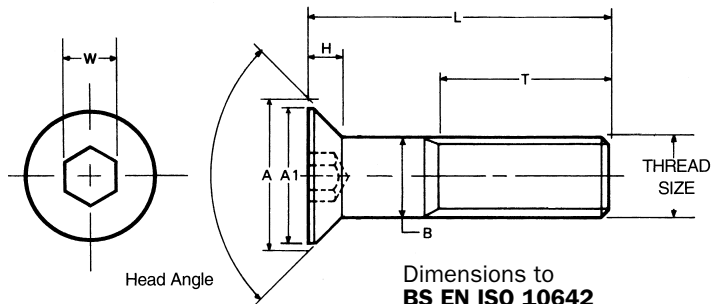
Size	L	Box Qty	Order Code QFT-602
M6	12	200	-3229M
	16	200	-3239Y
	20	200	-3245D
	25	200	-3250J
	30	200	-3255P
	8	200	-3280Q
M8	10	200	-3285W
	12	200	-3291B
	16	200	-3301M
	20	200	-3306S
	25	200	-3311Y
	30	200	-3317D
35	200	-3322J	

Size	L	Box Qty	Order Code QFT-602
M10	10	200	-3343F
	12	200	-3348L
	16	200	-3358X
	20	200	-3364C
	25	200	-3369H
	30	200	-3374N
M12	12	200	-3399P
	16	200	-3410A
	20	200	-3415F
	25	200	-3420L
	30	200	-3425R
	16	200	-3461D
M16	20	200	-3466J
	25	200	-3471P

QUALFAST Socket Head Countersunk Screws



High Grade Alloy Steel to **BS EN ISO 898/1 Grade 10.9.**
Suitable for all high tensile applications.
Maximum operating temperature (unplated): 300°C.
For applications that require a flush finished surface.
Precisely controlled countersink angle allows maximum flushness and sidewall contact.



Standard (Self-Colour)

A = Maximum theoretical sharp corner.
Inclined angle under head:
Up to M20 = 90° Above M20 = 60°

ISO Metric

Thread Size	Dimensions (mm)		
	A	H	W (hex)
M3	6.72	1.86	2.0
M4	8.96	2.48	2.5
M5	11.20	3.10	3.0
M6	13.44	3.72	4.0
M8	17.92	4.96	5.0
M10	22.40	6.20	6.0
M12	26.88	7.44	8.0
M16	33.60	8.80	10.0

M3 to M20

Size	L	Box Qty	Order Code QFT-604
M3	6		-2020A
	8	200	-2021B
	10		-2022C
	12		-2023D
	16	200	-2025F
	20		-2027H
M4	25		-2028J
	8		-2030L
	10	200	-2031M
	12		-2032N
	15		-2033P
	16	200	-2034Q
M5	20		-2036S
	25		-2037T
	30	200	-2038V
	35		-2039W
	40		-2040X
	8		-2041Y
M5	10	200	-2042Z
	12		-2044A
	15		-2045B

Size	L	Box Qty	Order Code QFT-604
M5	16	200	-2046C
	20		-2048E
	25		-2049F
	30	200	-2050G
	35		-2051H
	40		-2052J
M6	50	200	-2054L
	8		-2055M
	10	200	-2056N
	12		-2057P
	15		-2058Q
	16	200	-2059R
M6	20		-2061T
	25		-2062V
	30	200	-2063W
	35		-2064X
	40		-2065Y
	50		-2068A
M8	60	200	-2068N
	70		-2068Q
	10	200	-2069B

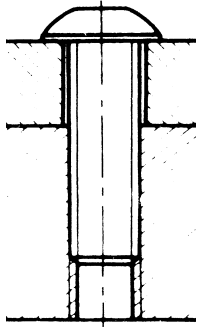
Size	L	Box Qty	Order Code QFT-604
M8	12	200	-2070C
	16	200	-2072E
	20	200	-2074G
	25	200	-2075H
	30	200	-2076J
	35	200	-2077K
M10	40	200	-2078L
	45	200	-2079M
	50	200	-2080N
	60	100	-2082Q
	70	100	-2083R
	16	200	-2086V
M10	20	200	-2088X
	25	200	-2089Y
	30	200	-2090Z
	35	200	-2092A
	40	100	-2093B
	45	100	-2094C
	50	100	-2095D
	60	100	-2097F
	70	50	-2098G

Size	L	Box Qty	Order Code QFT-604
M12	20	100	-2102L
	25	100	-2103M
	30	100	-2104N
	35	100	-2105P
	40	100	-2106Q
	50	50	-2108S
M16	60	50	-2110V
	80	50	-2112X
	100	50	-2114Z
	40	50	-2120E
	50	50	-2122G
	60	25	-2124J

QUALFAST Socket Head Button Screws

NEW

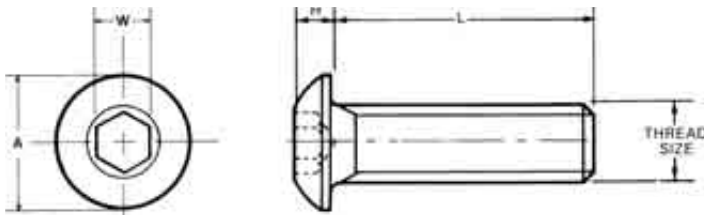
High Grade Alloy Steel to **BS EN ISO 898/1 Grade 10.9**. Suitable for all high tensile applications. Maximum operating temperature (unplated): 300°C. For materials that are too thin to countersink. Low head profile for a smooth finished appearance. Also suitable for non-critical loading requiring heat treated fasteners.



ISO Metric			
Thread Size	Dimensions (mm)		
	A	H	W (hex)
M3	5.50	1.5	2.0
M4	7.60	2.2	2.5
M5	9.50	2.8	3.0
M6	10.50	3.3	4.0
M8	14.00	4.4	5.5
M10	17.30	5.4	6.0



Standard (Self-Colour)



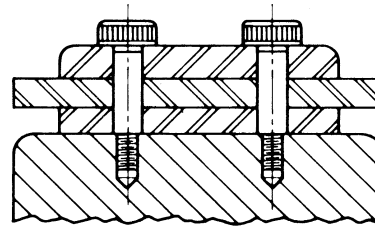
Dimensions to **BS EN ISO 7380**

M3 to M10			
Size	L	Box Qty	Order Code QFT-604
M3	5	200	-0198X
	6	200	-0200A
	8	200	-0201B
	10	200	-0202C
	12	200	-0203D
	16	200	-0206G
M4	6	200	-0207F
	8	200	-0207H
	10	200	-0208J
	12	200	-0209K
	16	200	-0212N
	20	200	-0212T
M5	8	200	-0213L
	10	200	-0213P
	12	200	-0214Q
	16	200	-0217T
	20	200	-0219W
	25	200	-0221Y
M6	30	200	-0222Q
	10	200	-0224A
	12	200	-0225B
	15	200	-0227D
	16	200	-0228E
	20	200	-0230G
M8	25	200	-0232J
	30	200	-0233K
	50	200	-0233X
	10	200	-0234L
	12	200	-0235M
	16	200	-0238Q
M10	20	200	-0240S
	25	200	-0242V
	30	200	-0243W
	40	200	-0245Y
	16	200	-0249B
	25	200	-0253F
	30	200	-0254G

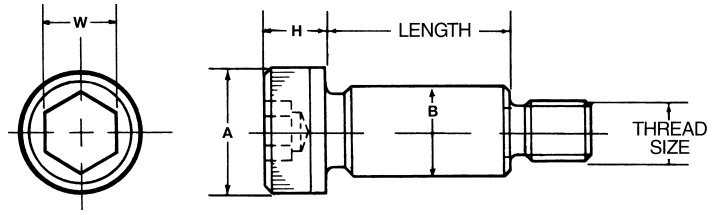
Socket Head Shoulder Screws

NEW

High Grade Alloy Steel to **BS EN ISO 898/1 Grade 12.9**. Suitable for replacing costly components such as shafts, pivots, guides, pins, linkages and trunion mountings. Also commonly used in the die mould industry. Maximum operating temperature (unplated): 300°C.



ISO Metric				
Thread Size	Dimensions (mm)			
	B	A	H	W (hex)
M5	6.0	10.0	4.5	3.0
M6	8.0	13.0	5.5	4.0
M8	10.0	16.0	7.0	5.0
M10	12.0	18.0	9.0	6.0
M12	16.0	24.0	12.0	8.0
M16	20.0	30.0	14.0	10.0
M20	24.0	36.0	16.0	12.0
M24	28.0	40.0	18.0	14.0



Dimensions to body diameter **Tolerance h8**

M6 to M12			
Size	L	Box Qty	Order Code QFT-610
M6	16	200	-0616G
	20	200	-0620L
	25	200	-0625R
	30	200	-0630X
	40	200	-0640H
	50	200	-0650J
M8	16	200	-0816G
	20	200	-0820L
	25	200	-0825R
	30	100	-0830X
	35	100	-0835C
	40	100	-0840H
M10	50	100	-0850T
	60	100	-0860V
	20	100	-1020L
	25	100	-1025R
	30	100	-1030S
	40	50	-1040H
M12	50	50	-1050T
	60	50	-1060E
	70	50	-1070Q
	80	50	-1080B
	90	50	-1090C
	100	50	-1100Z
M12	120	25	-1120H
	30	25	-1230X
	40	25	-1240H
	50	25	-1250T
	60	25	-1260E
	70	25	-1270Q
M12	80	25	-1280B
	90	25	-1290L

Fasteners

KENNEDY Fix-it
QUALITY INDUSTRIAL TOOLING® Kits



Self-Tapping Screws
Contents:

Slotted Zinc plated Countersunk: 4 x 1/4, 4 x 5/8, 4 x 3/4, 6 x 1/2, 6 x 3/4, 6 x 1, 8 x 1/2, 8 x 3/4, 8 x 1, 10 x 1/2, 10 x 3/4, 10 x 1.

Pan Head:

4 x 1/2, 4 x 3/4, 6 x 1/2, 6 x 3/4, 8 x 1/2, 8 x 3/4, 10 x 1/2, 10 x 3/4, 10 x 1mm.

Pozi Pan Head:

4 x 1/2, 6 x 1/2, 8 x 1/2, 10 x 1/2, 12 x 1/2, 4 x 3/4, 6 x 3/4, 8 x 3/4, 10 x 3/4, 12 x 3/4, 6 x 1, 8 x 1, 10 x 1.

Flange:

1/2 x 6, 5/8 x 6, 3/4 x 6, 1/2 x 8, 3/4 x 8, 1/2 x 10, 3/4 x 10mm.



EXTENDED RANGE

Type	Average Quantity	Weight each	Order Code KEN-615
Countersunk	700	0.85kg	-4050K
Pan Head (s)	700	1.10kg	-4060K
Pan Head (p)	700	1.20kg	-4600K
Flange	700	1.10kg	-4610K

Nails

Contents:

Wood Round Head: 1, 1 1/2, 2, 2 1/2".

Wood Oval Wire: 1, 1 1/2, 2, 2 1/2".

Masonry: 25, 30, 40, 50 and 60mm.



Type	Average Quantity	Weight each	Order Code KEN-615
Wood	525	1.35kg	-4340K

Countersunk Wood Screws

Contents:

Slotted Zinc Plated:

1/2 x 4, 3/4 x 4, 3/4 x 6, 1 x 6, 1/2 x 8, 3/4 x 8, 1 x 10, 1 1/2 x 10mm.

Slotted Brass:

4 x 18, 6 x 18, 6 x 25, 7 x 25, 8 x 18, 8 x 25, 8 x 38, 10 x 8mm.

Pozidriv® Zinc Plated:

1/2 x 4, 3/4 x 4, 3/4 x 6, 1 x 6, 1/2 x 8, 3/4 x 8, 1 x 10, 1 1/2 x 10mm.



Type	Ave. Qty	Order Code KEN-615
Zinc Slotted	350	-4360K
Pozidriv®	350	-4370K

MATLOCK Screw Organiser

2880 Pieces
Countersunk Wood Screws
Contents:

Silver Twin Thread Woodscrews

No.6 x 3/4" (325),
No.6 x 1" (375),
No.8 x 1" (575),
No.8 x 1 1/4" (400),
No.8 x 1 1/2" (300),
No.8 x 2" (200),
No.8 x 2 1/2" (75),
No.10 x 2" (70),
No.10 x 2 1/2" (60),
No.10 x 3" (50)

Fixing Plugs

Red 5.5mm (300),
Brown 7mm (150)



NEW



METAL CASE

Type	Weight each	Order Code MTL-615
Wood Screws	9.15kg	-0010K

Cup Washers

Contents:

No.4, No.6, No.8, No.10, No.12 & No.14.



Type	Average Quantity	Weight each	Order Code KEN-615
Cup Washers	465	0.5kg	-4330K

Wall Plugs

Contents:

Yellow, Red, Brown and Blue.



Type	Average Quantity	Order Code KEN-615
Wall Plugs	220	-4740K

Nuts & Bolts

Mild Steel. Grade 4.6.

Contents: M6 x 20, M6 x 40, M6 x 45, M8 x 25, M8 x 30, M8 x 35 and M8 x 50mm.



Type	Average Quantity	Weight each	Order Code KEN-615
Metric	200	1.70kg	-4030K

Machine Screws & Nuts

Contents:

M3 x 12, M3 x 16, M3 x 20, M3.5 x 10, M3.5 x 12, M3.5 x 16, M4 x 8, M4 x 10, M4 x 12, M4 x 16, M4 x 20, M4 x 25, M5 x 10, M5 x 12, M5 x 16, M5 x 20, M6 x 10, M6 x 12, M6 x 16, M6 x 20 and M6 x 25.



Type	Average Quantity	Weight each	Order Code KEN-615
Steel	600	1.15kg	-4290K

Nyloc Zinc Plated Nuts

Contents:

M5, M6, M8, M10, M12, M14 and M16.



Type	Average Qty	Weight each	Order Code KEN-615
Metric	300	1.10kg	-4180K

Cold Formed Zinc Plated Nuts

Contents:

M5, M6, M8, M10 and M12.

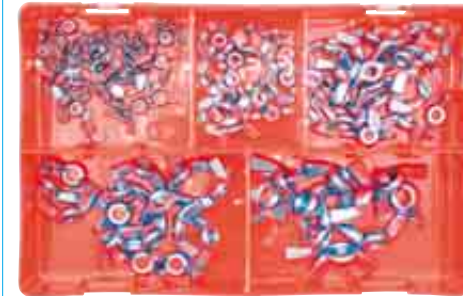


Type	Average Qty	Weight each	Order Code KEN-615
Metric	375	1.40kg	-4150K

Zinc Plated Wing Nuts

Contents:

M4, M5, M6, M8 and M10.



Type	Average Qty	Weight each	Order Code KEN-615
Metric	100	0.50kg	-4210K

Set Screws, Nuts & Washers

Contents:

Metric: Grade 8.8:

M6 x 25, M6 x 40, M8 x 25, M8 x 40, M10 x 25, M10 x 40mm.

UNF: Grade 'S': 1/4 x 3/4, 1/4 x 1, 5/16 x 1, 5/16 x 1 1/4, 3/8 x 1, 3/8 x 1 1/2.

UNC: Grade 'R': 1/4 x 3/4, 1/4 x 1, 5/16 x 1, 5/16 x 1 1/4, 3/8 x 1, 3/8 x 1 1/2.



Type	Average Quantity	Weight each	Order Code KEN-615
Metric	288	2.2kg	-4110K
UNF	264	2.1kg	-4120K
UNC	264	2.2kg	-4130K

Metric Nylon Machine Screw, Nut & Washer Kit

Contents (25 of each):

Countersunk head - Slotted + Nuts and Washers:

M3 x 8, M3 x 16, M4 x 8, M4 x 16, M4 x 20, M5 x 8, M5 x 16

Cheese head - Slotted + Nuts and Washers:

M3 x 6, M3 x 12, M3 x 25, M4 x 8, M4 x 6, M4 x 12, M4 x 25, M5 x 6, M5 x 12, M5 x 25.



Type	Average Quantity	Weight each	Order Code KEN-615
Nylon	525	577g	-4100K

Washers

Contents:

Plain: M5, M6, M8, M10, M12mm.

Internal Fan Disk: M5, M6, M8, M10mm.

Shakeproof: M5, M6, M8, M10mm.

Copper: M4, M5, M6, M8, M10, M12mm.

Fibre: M5, M6, M8, M10, M12mm.

EXTENDED RANGE



Type	Ave. Qty.	Weight each	Order Code KEN-615
Plain	1500	1.3kg	-4230K
Spring	750	0.6kg	-4250K
Copper	300	0.5kg	-4690K
Fibre	600	0.4kg	-4280K

Washers - Square Section Spring Metric BZP

Contents: M5, M6, M8, M10 and M12.

NEW



Type	Weight each	Order Code KEN-615
Square Section		-4240K

Woodruff Keys

Contents:

$\frac{1}{2} \times \frac{13}{64} \times \frac{1}{16}$, $\frac{1}{2} \times \frac{13}{64} \times \frac{3}{32}$, $\frac{1}{2} \times \frac{13}{64} \times \frac{1}{8}$,
 $\frac{5}{8} \times \frac{1}{4} \times \frac{3}{32}$, $\frac{5}{8} \times \frac{1}{4} \times \frac{1}{8}$, $\frac{5}{8} \times \frac{1}{4} \times \frac{5}{32}$,
 $\frac{5}{8} \times \frac{1}{4} \times \frac{3}{16}$, $\frac{3}{4} \times \frac{5}{16} \times \frac{1}{8}$, $\frac{3}{4} \times \frac{5}{16} \times \frac{5}{32}$,
 $\frac{3}{4} \times \frac{5}{16} \times \frac{3}{16}$, $\frac{3}{4} \times \frac{5}{16} \times \frac{1}{4}$, $\frac{7}{8} \times \frac{3}{8} \times \frac{5}{32}$,
 $\frac{7}{8} \times \frac{3}{8} \times \frac{3}{16}$, $\frac{7}{8} \times \frac{3}{8} \times \frac{7}{32}$ and $\frac{7}{8} \times \frac{3}{8} \times \frac{1}{4}$.



Average Qty	Weight each	Order Code KEN-615
100	0.45kg	-4540K

Cap Screws - Socket Head

Contents:

Metric: M5 x 16, M5 x 20, M6 x 20, M6 x 25, M8 x 25, M8 x 30, M10 x 25, M10 x 30, M12 x 20, M12 x 25 and M12 x 30mm.

UNF: $\frac{3}{16} \times \frac{1}{2}$, $\frac{3}{16} \times \frac{3}{4}$, $\frac{3}{16} \times 1$, $\frac{1}{4} \times \frac{3}{4}$, $\frac{1}{4} \times 1$, $\frac{1}{4} \times 1\frac{1}{4}$, $\frac{5}{16} \times \frac{3}{4}$, $\frac{5}{16} \times 1$, $\frac{5}{16} \times 1\frac{1}{2}$, $\frac{3}{8} \times \frac{3}{4}$, $\frac{3}{8} \times 1$ and $\frac{3}{8} \times 1\frac{1}{2}$.



Type	Average Qty	Weight each	Order Code KEN-615
Metric	100	1.15kg	-4630K

Cable Ties

Contents:

Short: 100 x 2.5 and 150 x 3.6mm.

Long: 155 x 2.5, 180 x 4.8, 200 x 2.5 and 200 x 4.8mm.



EXTENDED RANGE



Type	Average Qty	Weight each	Order Code KEN-615
Short	400	0.40kg	-4650K
Long	200	0.40kg	-4660K

Compression & Expansion Springs

Contents:

Expansion Springs

Wire Dia. mm	Outside Dia. mm	Overall Length mm
0.70	6.29	31.5
0.50	4.70	40.0
0.60	6.29	51.5
0.60	6.29	64.5
0.60	4.70	58.0
0.80	9.80	70.0

Compression Springs

Wire Dia. mm	Outside Dia. mm	Overall Length mm
0.70	8.90	50.0
0.50	6.00	25.0
1.00	8.90	50.0
1.00	8.90	25.0
0.50	6.00	50.0
1.00	7.40	50.0



BEST SELLER

Type	Average Quantity	Weight each	Order Code KEN-615
Springs	140	0.55kg	-6590K

Mudguard Washers

Contents: M5, M6, M8, M10mm.



Average Qty	Weight each	Order Code KEN-615
220	1.45kg	-4270K

Grease Nipples

Contents:

Straight: 1/4" BSP, 1/8" BSP, M8 x 1.25 and 1/4" BSF.
45°: M8 x 1.25 and M10 x 1.50.
60°: 1/4" BSF.



BEST SELLER



Type	Average Quantity	Weight each	Order Code KEN-615
Grease Nipples	133	1.70kg	-6510K

Panel Clips

Contents:

U-Type: No.6, No.8, No.10, No.12 and No.14,
J-Type: No.6, No.8, No.10, No.12 and No.14.



Type	Average Quantity	Weight each	Order Code KEN-615
Panel Clips	300	0.75kg	-4480K

Fasteners

Blind Grommets

Made from Chemical/Heat resistant Nylon 66 with a flammability rating of UL94V-2 and material temperature index: 125°C.

Contents: Diameters from 4.8 - 45mm for maximum panel thickness from 1.6 - 3.2mm.

NEW



Type	Av Qty	Weight each	Order Code KEN-615
Blind Grommets	260	485g	-4760K

Wiring Grommets

Contents:

6, 8, 10, 11, 12, 14, 18 and 20mm.

NEW



Type	Av Qty	Weight each	Order Code KEN-615
Wiring Grommets	100		-4580K

Grommets

Contents:

5/16, 3/8, 1/2, 5/8, 3/4, 7/8, 15/16 and 1".



Type	Av Qty	Weight each	Order Code KEN-615
Plain Grommets	120	0.35kg	-4560K

Electrical Connectors

Contents:

Bullet: red and blue.
Butt connectors: red, blue and yellow.
Spade: red, blue and yellow.

BEST SELLER



Type	Av Qty	Weight each	Order Code KEN-615
Connectors	300	0.45kg	-4670K

Ring & Fork Terminals

Contents:

Red ring: 4BA, 2BA and 1/4.
Blue ring: 2BA, 1/4 and 5/16.
Yellow ring: 1/4, 5/16 and 3/8.
Fork: blue, red and yellow.



Type	Av Qty	Weight each	Order Code KEN-615
Terminals	200	0.40kg	-4460K

Auto Fuses

Contents:

Blade type: 3A, 5A, 7.5A, 10A, 15A, 20A, 25A and 30A.



Type	Av Qty	Weight each	Order Code KEN-615
Auto Fuses	96	0.65kg	-6580K



Split Cotter Pins

Contents:

Large: 1/8 x 1 1/2, 1/8 2 1/4, 9/64 x 2 1/4, 5/32 x 1 1/2, 5/32 x 2 1/2, 3/16 x 1 1/2, 3/16 x 2, 1/4 x 2.

Small: 1/16 x 3/4 (1), 5/64 x 3/4 (1), 3/32 x 3/4 (1), 7/64 x 5/8 (1), 1/8 x 5/8 (1), 5/32 x 1/2 (1), 1/16 x 1 1/4 (1 1/2), 5/64 x 1 1/4 (1 1/2), 3/32 x 1 1/4 (1 1/2), 7/64 x 1 1/4 (1 1/2), 1/8 x 1 (1 1/2), 5/32 x 1 (1 1/2).



Type	Ave. Qty.	Weight each	Order Code KEN-615
Large	200	1.35kg	-4420K
Small	1000	1.00kg	-4430K

Spring Tension Pins

Contents:

2.5 x 24, 2.5 x 40, 3 x 24, 3 x 40, 4 x 24, 4 x 40, 5 x 24, 5 x 40, 6 x 24, 6 x 40 and 8 x 55mm.



Type	Ave. Qty.	Weight each	Order Code KEN-615
Roll Pins	300	0.8kg	-4500K

Starlock Washers, Uncapped

Contents:

3/32, 1/8, 5/32, 3/16, 1/4, 5/16, 3/8, 7/16, 1/2, 5/8, 3/4.



Type	Av Qty	Weight each	Order Code KEN-615
Starlock Washers	585	0.45kg	-4320K

Clevis Pins

Contents:

3/16 x 3/4, 3/16 x 1, 1/4 x 3/4, 1/4 x 1, 1/4 x 1 1/4, 1/4 x 1 1/2, 5/16 x 3/4, 5/16 x 1, 5/16 x 1 1/4, 5/16 x 1 1/2, 3/8 x 3/4, 3/8 x 1, 3/8 x 1 1/2.



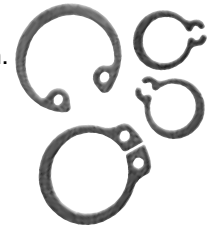
Type	Av Qty	Weight each	Order Code KEN-615
Clevis Pins	170	1.25kg	-4490K

Circlips

Contents:

Internal: 14, 16, 19, 22, 24, 25mm.

External: 12, 14, 16, 19, 22, 24 and 25mm.



Type	Ave. Qty.	Weight each	Order Code KEN-615
Circlips	285	0.5kg	-4470K

Metric 'O' Rings

Contents:

M6, M10, M11, M14, M17, M21, M24, M25.




Type	Ave. Qty.	Weight each	Order Code KEN-615
Metric 'O' Rings	400	0.30kg	-4900K

Retaining Clips

Contents: (D x L)

5 - 7 x 1.2, 7 - 9 x 1.2, 9 - 11 x 2, 14 - 16 x 3, 14 - 18 x 4mm.



Type	Av Qty	Weight each	Order Code KEN-615
Retaining Clips	75	0.40kg	-4800K


KENNEDY Wire Thread
PROFESSIONAL Insert Kits

Suitable for repairing damaged and worn threads, also ideal for new applications. Ideal for use with alloys and other light materials. Can also be used for converting from metric to imperial and vice versa. 1 1/2" x diameter in length. Other lengths are available on request. Each kit supplied with inserts, HSS hand tap, insertion tool and instructions.



NEW

Fasteners



Threading Inserts

Our quality inserts are now supplied in packs of 10.

NEW



Tap Size	Clearance Drill Size	Pack Qty	Order Code KEN-620
Metric			
M3 x 0.50	3.20	10	-6010K
M4 x 0.70	4.20	10	-6030K
M5 x 0.80	5.20	10	-6050K
M6 x 0.80	6.20	10	-6070K
M7 x 1.00	7.20	10	-6090K
M8 x 1.00	8.20	10	-6110K
M8 x 1.25	8.30	10	-6120K
M10 x 1.00	10.25	10	-6140K
M10 x 1.25	10.25	10	-6150K
M10 x 1.50	10.40	10	-6160K
M12 x 1.25	12.25	10	-6180K
M12 x 1.50	12.25	10	-6190K
M12 x 1.75	12.50	10	-6200K
M14 x 1.25	14.25	10	-6220K
M14 x 1.50	14.25	10	-6230K
M14 x 2.00	14.50	10	-6240K
M16 x 1.50	16.50	10	-6260K
M16 x 2.00	16.50	10	-6270K

**Kits come complete with:
Hand Tap, Inserting Tool and Inserts.**

† Includes Punch * Includes Drill & Punch

Tap Size	Clearance Drill Size	Inserts/Kit	Weight each	Order Code KEN-621
Metric				
M3 x 0.50*	3.20	10	105g	-1120K
M4 x 0.70*	4.20	10	122g	-1160K
M5 x 0.80*	5.20	10	142g	-1200K
M6 x 1.00*	6.20	10	169g	-1240K
M7 x 1.00*	7.20	10	190g	-1280K
M8 x 1.00*	8.20	10	162g	-1320K
M8 x 1.25*	8.30	10	180g	-1340K
M10 x 1.00*	10.25	10	226g	-1400K
M10 x 1.25*	10.25	10	226g	-1420K
M10 x 1.50*	10.40	10	225g	-1430K
M12 x 1.25†	12.25	10	309g	-1480K
M12 x 1.50†	12.25	5	309g	-1490K
M12 x 1.75†	12.50	5	290g	-1500K
M14 x 1.25	14.25	5	459g	-1560K
M14 x 1.50	14.25	5	325g	-1580K
M14 x 2.00	14.50	5	325g	-1600K
M16 x 1.50	16.50	5	343g	-1640K
M16 x 2.00	16.50	5	354g	-1660K

Tap Size	Clearance Drill Size	Inserts /Kit	Weight each	Order Code KEN-621
UNC				
No.4 - 40*	No 31	10	109g	-2040K
No.8 - 32*	11/64"	10	123g	-2080K
1/4" - 20*	17/64"	10	166g	-2160K
5/16" - 18*	21/64"	10	201g	-2200K
3/8" - 16*	25/64"	10	226g	-2240K
1/2" - 13	17/32"	10	293g	-2320K
UNF				
No.10 - 32*	13/64"	10	138g	-3100K
1/4" - 28*	17/64"	10	160g	-3160K
5/16" - 24*	21/64"	10	216g	-3200K
3/8" - 24*	25/64"	10	218g	-3240K
1/2" - 20	33/64"	5	289g	-3320K
BSF				
1/4" - 26*	17/64"	10	155g	-4160K
5/16" - 22*	21/64"	10	215g	-4200K
3/8" - 20*	25/64"	10	208g	-4240K
1/8" - 28*	3/8"	10	210g	-4540K
1/4" - 19	33/64"	10	335g	-4580K
3/8" - 19	21/32"	5	323g	-4620K
1/2" - 14	13/16"	5	1175g	-4660K
BSW				
1/4" - 20*	6.70mm	10	162g	-5080K
3/8" - 16*	9.90mm	10	212g	-5120K



Tap Size	Clearance Drill Size	Pack Qty	Order Code KEN-620
Inch			
UNC			
No.10-32	13/64"	10	-7090K
1/4"-28	17/64"	10	-7100K
5/16"-24	21/64"	10	-7110K
3/8"-24	25/64"	10	-7120K
1/2"-20	33/64"	10	-7140K
UNC			
No.4 - 40	No 31	10	-6840K
No.8 - 32	11/64"	10	-6880K
1/4" - 20	17/64"	10	-6900K
5/16" - 18	21/64"	10	-6910K
3/8" - 16	25/64"	10	-6920K
1/2" - 13	17/32"	10	-6940K
Inch			
BSF			
1/4" - 26	17/64"	10	-6420K
5/16" - 22	21/64"	10	-6430K
3/8" - 20	25/64"	10	-6440K
BSW			
1/4" - 20	6.70mm	10	-6620K
3/8" - 16	9.90mm	10	-6640K
BSP			
1/8" - 28	10.00mm	10	-7320K
1/4" - 19	13.60mm	10	-7340K
3/8" - 19	17.25mm	10	-7360K
1/2" - 14	21.50mm	10	-7380K

For HSS Drill Bits see Group 025

MATLOCK Pozidriv® Woodscrews

For power driving into hard and soft wood, MDF and chipboard. Manufactured to reduce wood split. Heat-treated for high resistance to breakage.

Gold-ZP™ Fibre Board Woodscrews

With an aggressive clean cutting single thread drives easily - even in MDF and chipboard. Passivated zinc plated and lubricated to aid penetration. 25° point angle usually needs no pilot.

Metric		
Size (mm)	Box Qty	Order Code MTL-635
3.0 x 12	200	-1020K
3.0 x 25	200	-1040K
3.5 x 16	200	-1080K
3.5 x 25	200	-1100K
3.5 x 40	200	-1120K
4.0 x 25	200	-1160K
4.0 x 40	200	-1180K
4.0 x 50	200	-1200K
4.5 x 25	200	-1240K
4.5 x 40	200	-1260K
5.0 x 30	200	-1300K
5.0 x 40	200	-1320K
5.0 x 70	100	-1360K
5.0 x 80	100	-1380K
6.0 x 80	100	-1420K
6.0 x 100	100	-1440K
6.0 x 130	100	-1470K

Silver-TT™ Twin Thread Woodscrews

High helix double thread, plated to five microns for greater corrosion-resistance. 35° point angle usually needs no pilot.

Inch		
Size	Box Qty	Order Code MTL-635
6 x 1/2"	200	-6000K
6 x 5/8"	200	-6010K
6 x 3/4"	200	-6020K
6 x 1"	200	-6040K
6 x 1 1/4"	200	-6060K
6 x 1 1/2"	200	-6080K
6 x 1 3/4"	200	-6082K
6 x 2"	200	-6084K
7 x 3/4"	200	-6088K
7 x 1"	200	-6090K
7 x 1 1/2"	200	-6092K
8 x 1/2"	200	-6096K
8 x 5/8"	200	-6098K
8 x 3/4"	200	-6100K
8 x 1"	200	-6120K
8 x 1 1/4"	200	-6140K
8 x 1 1/2"	200	-6160K
8 x 1 3/4"	200	-6170K
8 x 2"	200	-6180K
8 x 2 1/4"	200	-6182K
8 x 2 1/2"	200	-6184K
8 x 3"	200	-6188K
10 x 3/4"	200	-6198K
10 x 1"	200	-6200K
10 x 1 1/4"	200	-6220K
10 x 1 1/2"	200	-6240K
10 x 1 3/4"	200	-6250K
10 x 2"	200	-6260K
10 x 2 1/2"	100	-6280K
10 x 3"	100	-6300K
10 x 3 1/2"	100	-6310K
10 x 4"	100	-6320K
12 x 1"	100	-6330K
12 x 1 1/4"	200	-6340K
12 x 1 1/2"	200	-6350K
12 x 2"	200	-6370K
12 x 2 1/4"	200	-6380K
12 x 2 1/2"	100	-6390K
12 x 3"	100	-6400K
12 x 4"	100	-6420K

For the Metal Cased Screw Box




See Group 630

Hard/Soft Wood

Chipboard

MDF

Hard/Soft Wood



QUALFAST E Clips

E Clips simplify designs and linked with lower installation costs are the ideal item for replacing more traditional fasteners. All are manufactured from carbon steel with a phosphate finish. Conform to: **DIN 6799**.



Metric		
Dia. (mm)	Pack Qty	Order Code QFT-649
1.2	200	-3992P
1.5	200	-3995S
1.9	200	-3998W
2.3	200	-4001A
3.2	200	-4003C
4.0	100	-4004D
5.0	100	-4005E
6.0	100	-4006F
7.0	100	-4007G
8.0	50	-4008H
9.0	25	-4009J
10.0	25	-4010K

Circlips

Circlips simplify designs and linked with lower installation costs are the ideal item for replacing more traditional fasteners. All are manufactured from carbon steel with a phosphate finish.

External

Metric		
Dia. (mm)	Pack Qty	Order Code QFT-649
3	100	-2003C
4	100	-2004D
5	100	-2005E
6	100	-2006F
7	100	-2007G
8	50	-2008H
9	50	-2009J
10	50	-2010K
11	50	-2011L
12	50	-2012M
13	50	-2013N
14	50	-2014P
15	50	-2015Q
16	40	-2016R
17	40	-2017S
18	25	-2018T
19	25	-2019V
20	25	-2020W
24	25	-2024Y
25	25	-2025A
26	25	-2026B
27	25	-2027C
28	25	-2028D
29	25	-2029E
30	25	-2030F



Internal

Metric		
Dia. (mm)	Pk Qty	Order Code QFT-649
8	50	-2208H
9	50	-2209J
10	50	-2210K
11	50	-2211L
12	50	-2212M
13	50	-2213N
14	50	-2214P
15	50	-2215Q
16	40	-2216R
17	40	-2217S
18	25	-2218T
19	25	-2219V
20	25	-2220W
21	25	-2221X
22	25	-2222Y
23	25	-2223Z
24	25	-2224A
25	25	-2225B
26	25	-2226C
27	25	-2227D
28	25	-2228E
29	25	-2229F
30	25	-2230C

Hardened and precision ground. Conform with **DIN 6325**.

Metric: Sizes 3mm are manufactured from un-hardened silver steel, 4mm and above are high quality through hardened mild steel.

Tolerances:

3mm	=	+0.002
		+0.006
4 - 6mm	=	+0.004
		+0.009
8 - 10mm	=	+0.006
		+0.0012
12 - 16mm	=	+0.007
		+0.0015.



Sizes 1/8" are manufactured from hardened silver steel, 3/16" and above are high quality case hardened mild steel.

Tolerances:
All sizes = +0.001" +0.003".



Metric			
Dia. (mm)	Length mm	Weight per 100	Order Code KEN-650
3	8	120g	-0880K
	10	130g	-0900K
	12	140g	-0920K
	14	145g	-0930K
	16	150g	-0940K
	18	165g	-0950K
	20	180g	-0960K
	24	188g	-0970K
	25	190g	-0980K
	28	200g	-0990K
4	30	210g	-0995K
	40	300g	-1040K
	10	100g	-1100K
	12	150g	-1120K
	14	200g	-1130K
	16	220g	-1140K
	20	240g	-1160K
	24	280g	-1170K
	25	300g	-1180K
	28	307g	-1190K
5	30	310g	-1200K
	40	410g	-1240K
	12	220g	-1320K
	16	300g	-1340K
	18	350g	-1350K
	20	400g	-1360K
	24	420g	-1370K
	25	420g	-1380K
	30	500g	-1400K
	32	540g	-1410K
6	35	600g	-1420K
	40	640g	-1440K
	50	800g	-1460K
	14	450g	-1530K
	16	470g	-1540K
	18	480g	-1550K
	20	500g	-1560K
	24	530g	-1570K
	25	600kg	-1580K
	28	660g	-1590K
8	30	700g	-1600K
	32	740g	-1610K
	35	800g	-1620K
	36	820g	-1630K
	40	900g	-1640K
	50	1.10kg	-1680K
	60	1.40kg	-1720K

Metric Continued			
Dia. (mm)	Length mm	Weight per 100	Order Code KEN-650
8	16	700g	-1840K
	20	780g	-1860K
	24	960g	-1870K
	25	1.00kg	-1880K
	30	1.20kg	-1900K
	32	1.28kg	-1910K
	35	1.40kg	-1920K
	40	1.60kg	-1940K
	45	1.80kg	-1960K
	50	2.00kg	-1980K
10	60	2.30kg	-2020K
	70	2.50kg	-2040K
	80	3.00kg	-2080K
	20	1.30kg	-2160K
	24	1.60kg	-2170K
	25	1.60kg	-2180K
	30	1.90kg	-2200K
	32	2.00kg	-2210K
	35	2.20kg	-2220K
	40	2.50kg	-2240K
12	45	2.80kg	-2260K
	50	3.20kg	-2280K
	60	3.70kg	-2320K
	70	4.30kg	-2340K
	80	5.00kg	-2360K
	90	5.70kg	-2380K
	100	7.10kg	-2400K
	20	2.20kg	-2460K
	24	2.30kg	-2470K
	25	2.30kg	-2480K
16	28	2.65kg	-2490K
	30	2.80kg	-2500K
	32	3.00kg	-2510K
	35	3.20kg	-2520K
	40	7.30kg	-2540K
	45	4.10kg	-2560K
	50	4.60kg	-2580K
	60	5.50kg	-2620K
	70	6.20kg	-2640K
	80	7.10kg	-2660K
20	90	8.00kg	-2680K
	100	8.90kg	-2700K
	40	6.30kg	-2840K
	50	7.90kg	-2880K
	60	9.50kg	-2920K
	70	11.00kg	-2940K
	80	12.00kg	-2960K
	100	15.80kg	-3000K
	80	19.80kg	-3280K

Inch				
Dia.	Length	Weight per 100	Order Code KEN-650	
1/8"	1/4"		-4620K	
	3/8"	120g	-4660K	
	1/2"	130g	-4700K	
	5/8"	140g	-4740K	
	3/4"	150g	-4760K	
	1"	200g	-4800K	
	1 1/2"	300g	-4880K	
	2"	600g	-4960K	
	3/16"	1/2"	280g	-5500K
		5/8"	300g	-5540K
3/4"		400g	-5560K	
1"		500g	-5600K	
1 1/4"		550g	-5640K	
1 1/2"		600g	-5680K	
2"		800g	-5760K	
1/2"		400g	-6300K	
5/8"		500g	-6340K	
3/4"		550g	-6360K	
1/4"	1"	700g	-6400K	
	1 1/4"	820g	-6440K	
	1 1/2"	1.10kg	-6480K	
	1"	1.20kg	-6900K	
	1 1/4"	1.40kg	-6940K	
	1 1/2"	1.60kg	-6980K	
	5/16"	2"	2.20kg	-7060K
		2 1/2"	2.80kg	-7140K
		3"	3.20kg	-7220K
		3 1/2"	3.90kg	-7300K
3/4"		1.30kg	-7460K	
1"		1.60kg	-7500K	
1 1/4"		2.10kg	-7540K	
1 1/2"		2.40kg	-7580K	
1 3/4"		2.80kg	-7620K	
2"		3.10kg	-7660K	
3/8"	2 1/2"	3.90kg	-7740K	
	3"	4.60kg	-7820K	
	1"	3.00kg	-8100K	
	1 1/2"	4.10kg	-8180K	
	1 3/4"	4.80kg	-8220K	
	2 1/4"	6.10kg	-8300K	
	2 1/2"	6.80kg	-8340K	
	2 3/4"	12.20kg	-8380K	
	3"	8.00kg	-8420K	
	3 1/2"	9.30kg	-8480K	
1/2"	4"	10.70kg	-8520K	
	1 1/4"	6.80kg	-8700K	
	5/8"	2"	8.60kg	-8760K
		3"	12.20kg	-8920K

Extractable Dowels

Extractable dowel pins complete with inner thread and slight flats for air release.

DIN 7979D. EN 28735. ISO 8735. Material: AISI-52100 or DIN 1-3505 100 Cr 6. Hardness: 57-63 HRC.



Metric			
Dia.	Length	Weight per 100	Order Code KEN-651
6	16	150g	-1020K
	20	180g	-1040K
	24	220g	-1060K
	25	240g	-1080K
	28	260g	-1100K
	30	270g	-1120K
	32	290g	-1140K
	36	310g	-1160K
	40	350g	-1180K
	50	440g	-1220K
8	60	540g	-1240K
	20	320g	-1440K
	24	390g	-1460K
	25	400g	-1480K
	28	430g	-1500K
	30	470g	-1520K
	32	500g	-1540K
	36	550g	-1560K
	40	630g	-1580K

Metric Continued				
Dia.	Length	Weight per 100	Order Code KEN-651	
8	45	710g	-1600K	
	50	790g	-1620K	
	60	910g	-1640K	
	70	990g	-1660K	
	20	490g	-1840K	
	24	620g	-1860K	
	25	640g	-1880K	
	30	740g	-1920K	
	35	840g	-1950K	
	40	1.00kg	-1980K	
10	50	1.27kg	-2020K	
	60	1.45kg	-2040K	
	70	1.72kg	-2060K	
	80	2.00kg	-2080K	
	90	2.27kg	-2100K	
	100	2.82kg	-2120K	
	12	24	900g	-2460K
		25	1.00kg	-2480K

Metric Continued				
Dia.	Length	Weight per 100	Order Code KEN-651	
12	30	1.09kg	-2520K	
	36	1.27kg	-2560K	
	40	1.45kg	-2580K	
	50	1.81kg	-2620K	
	60	2.18kg	-2640K	
	70	2.45kg	-2660K	
	80	2.81kg	-2680K	
	90	3.18kg	-2700K	
	100	3.54kg	-2720K	
	16	40	1.26kg	-3180K
50		1.58kg	-3220K	
60		1.90kg	-3240K	
70		2.20kg	-3260K	
80		2.50kg	-3280K	
90		2.90kg	-3300K	
100		3.15kg	-3320K	
20		50	1.98kg	-3620K
		80	3.13kg	-3680K



Colour coded at each end of length for easy identification as shown.



Yellow = Metric



Blue = UNF



Black = Stainless Steel



Red = BSW



White = UNC



Orange = Grade 8.8



Mild Steel - Grade 4.6 self colour

Thread	Length	Weight each	Order Code KEN-670
Metric			
M5	300mm	36g	-0550K
M6	300mm	51g	-0560K
M8	300mm	93g	-0580K
M10	300mm	147g	-0600K
M12	300mm	213g	-0620K
M14	300mm		-0640K
M16	300mm		-0660K
M3	1m	42g	-0030K
M4	1m	75g	-0040K
M5	1m	120g	-0050K
M6	1m	170g	-0060K
M8	1m	310g	-0080K
M10	1m	490g	-0100K
M12	1m	710g	-0120K
M14	1m	970g	-0140K
M16	1m	1.31kg	-0160K
M20	1m	2.06kg	-0200K
M24	1m	2.95kg	-0240K
M30	1m	4.65kg	-0300K
BSW			
3/16"	3ft	111g	-1030K
1/4"	3ft	157g	-1040K
5/16"	3ft	286g	-1050K
3/8"	3ft	452g	-1060K
7/16"	3ft	540g	-1070K
1/2"	3ft	655g	-1080K
5/8"	3ft	1.21kg	-1100K
3/4"	3ft	1.90kg	-1120K
7/8"	3ft	2.31kg	-1140K
1"	3ft	2.72kg	-1160K
UNC			
1/4"	3ft	157g	-3040K
3/8"	3ft	452g	-3060K
7/16"	3ft	554g	-3070K
1/2"	3ft	665g	-3080K
5/8"	3ft	1.21kg	-3100K
3/4"	3ft	1.90kg	-3120K
1"	3ft	2.72kg	-3160K
UNF			
1/4"	3ft	157g	-4040K
5/16"	3ft	286g	-4050K
3/8"	3ft	452g	-4060K
7/16"	3ft	554g	-4070K
1/2"	3ft	665g	-4080K

Mild Steel - Grade 4.6 Zinc Plated

Thread	Length	Weight each	Order Code KEN-670
Metric			
M3	1m	42g	-5203K
M4	1m	75g	-5204K
M5	1m	120g	-5205K
M6	1m	170g	-5206K
M8	1m	310g	-5208K
M10	1m	490g	-5210K
M12	1m	710g	-5212K
M14	1m	970g	-5214K
M16	1m	1.31kg	-5216K
M20	1m	2.06kg	-5220K
M24	1m	2.95kg	-5224K

High Tensile Steel - Grade 8.8

Thread	Length	Weight each	Order Code KEN-670
Metric			
M6	1m	170g	-6060K
M8	1m	310g	-6080K
M10	1m	490g	-6100K
M12	1m	710g	-6120K
M16	1m	1.31kg	-6160K
M20	1m	2.06kg	-6200K
M24	1m	2.95kg	-6240K

Stainless Steel A2

Thread	Length	Weight each	Order Code KEN-670
Metric			
M3	1m	42g	-7030K
M4	1m	75g	-7040K
M5	1m	120g	-7050K
M6	1m	170g	-7060K
M8	1m	310g	-7080K
M10	1m	490g	-7100K
M12	1m	710g	-7120K
M16	1m	1.31kg	-7160K
M20	1m	2.06kg	-7200K
M24	1m	2.95kg	-7240K

QUALFAST® Steel Balls

Low carbon case hardened steel balls are for general use in castors, conveyors, non precision bearings and any slow rotating parts.

They have resistance to shock loads with a good load carrying ability and excellent resistance to surface wear.

The G100 standard ball is of a high spherical standard.



Diameter	Pack Qty	Weight	Order Code QFT-671
Metric			
2mm	50		-1002B
3mm	50		-1003C
4mm	50		-1004D
5mm	50		-1005E
6mm	50		-1006F
7mm	50		-1007R
8mm	25		-1008G
10mm	25		-1010J
12mm	10		-1012L
16mm	10		-1016Q
20mm	10		-1020S
Inch			
3/32"	50		-0806M
1/8"	50		-0808R
3/16"	50		-0812B
1/4"	50		-0816D
5/16"	25		-0820F
3/8"	25		-0824H
7/16"	25		-0828K
1/2"	10		-0832M